



Model Code F2022

revision 02 of 07-12-17
(the present replaces any previous versions)

Designer: centro studi interno

Structure: pinewood, multilayer and plywood covered with polyurethane foam.

Spring system: elastic webbing.

Seat Padding: seat cushions in ecological polyurethane foam covered with 100% polyester padding.

Back Padding: back cushions and headrests in ecological polyurethane foam covered with 100% polyester padding.

Arm Interior: ecological polyurethane foam covered with 100% polyester padding. Versions A94/A95 feature movable armrests padded with ecological polyurethane foam covered with 100% polyester.

Removability: not available.

Sewing: leather coverings feasible with contrast stitching in the colors available; cuts and sewing vary on microfiber (or fabric) coverings.

Mechanisms: the model is equipped with manually liftable headrests. The height of the model with lifted headrests is 89 cm.

Standard feet: the model is lifted 17.5 cm off the floor. PM667 feet on armrest sides, PM668 feet on armless sides, front RHF/LHF chaise long, end sides and rectangular ottoman version (635), PM901 front feet on RHF/LHF maxi chaise long (601/602), all in shiny metal, also available with satinized, gunmetal-grey or Graubraun finish. Some versions may be equipped with hidden feet with a supporting structural function.

Optional versions: armrest pillow version (870) in 100% polyester padding covered with white cotton.

Density of seat and back

Markets	Seat	Back
I	35 Medium	23
D - NL - CH		
USA - California	35 soft	23 soft
GB	35 fire retardant	25 fire retardant
Others	35 Medium	23

Note: when no values/contents are specified in the chart, please refer to "Others" field/area.

Coverings

	suggested	not suggested	not possible
thick leathers	✓		
thin elastic leathers	✓		
natural leathers	✓		
fabric*	✓		
microfibre*	✓		
leather + split	✓		
DeLuxe			✓
multicovering	✓		
multicolour	✓		

Please note: for not removable models, only one colour fabric covers are available.

* fabrics and microfibers are not available for the U.K. market

Entirely in leather, fabric or microfiber. MULTICOLOR: available in the same article of leather, fabric or microfiber in two tones: 1st color: outer sides and edge; 2nd color: seat and back cushions. MULTICOVERING: available in leather/fabric or microfiber; 1st covering in leather: outer sides and edge; 2nd covering in fabric or microfiber: seat and back cushions.

Multicovering / Components / Optional vers.



808M



C_870

Feet



PM667



PM668

Ottoman



With the reservation of carrying for production purposes and without advanced notices modifications on the materials, coverings and dimensions of the product as indicated in the relevant specification. The given dimensions and volume are of indicative value being subject to the production process tolerances.



↑ fold following the dotted line ↑

romeo.cal 808



L Length - H Height - D Depth - SH Seat Height - SD Seat Depth
Dimensions refer to maximum sizes.

dimensions	L 107 H67 D105 SH41 SD61	L 182 H67 D105 SH41 SD61	L 202 H67 D105 SH41 SD61	L 222 H67 D105 SH41 SD61	L 262 H67 D105 SH41 SD61
version code	100	200	240	300	F82
Description	chair	2 seater	2 1/2 seater	3 seater	3 seater xl
L 96 H41 D70 SH- SD- 635	L 60 H40 D10 SH- SD- 870	L 101 H67 D105 SH41 SD61 110	L 101 H67 D105 SH41 SD61 120	L 174 H67 D105 SH41 SD61 251	L 174 H67 D105 SH41 SD61 252
rectangular ottoman	armrest	1 right arm facing chair	1 left arm facing chair	1 right arm fac. 2 1/2 str	1 left arm fac. 2 1/2 str
L 194 H67 D105 SH41 SD105 310	L 194 H67 D105 SH41 SD105 320	L 247 H67 D105 SH41 SD61 347	L 247 H67 D105 SH41 SD61 348	L 101 H67 D165 SH41 SD121 410	L 101 H67 D165 SH41 SD121 420
1 right arm facing 3 str	1 left arm facing 3 str	1 right arm facing 3/3 str	1 left arm facing 3/3 str	chaise lon. raf arm fac	chaise lon. lft arm fac
L 111 H67 D165 SH41 SD165 601	L 111 H67 D165 SH41 SD165 602	L 238 H67 D105 SH41 SD61 043	L 238 H67 D105 SH41 SD61 044	L 236 H67 D105 SH41 SD61 A94	L 236 H67 D105 SH41 SD61 A95
maxi chaise lon. rgt arm fac.	maxi chaise lon. lft arm fac.	sq.cor.chr.sq.mer. rig.fac.	sq.cor.chr.sq.mer.le fac.	rhf table chair sq.corner	lhf table chair sq.corner

↓ fold following the dotted line ↓

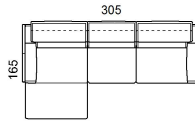
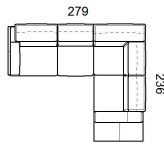
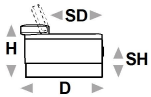


↑ fold following the dotted line ↑

romeo.cal 808



L Length - H Height - D Depth - SH Seat Height - SD Seat Depth
 Dimensions refer to maximum sizes.



dimensions	L 103 H67 D103 SH41 SD61	L - H- D- SH- SD-	L - H- D- SH- SD-
version code	040	X54	W20
Description	square corner	252 + a94	602 + 310

↓ fold following the dotted line ↓

